

BASED ON UNIV. OF FLA. PLAN NO. 1081

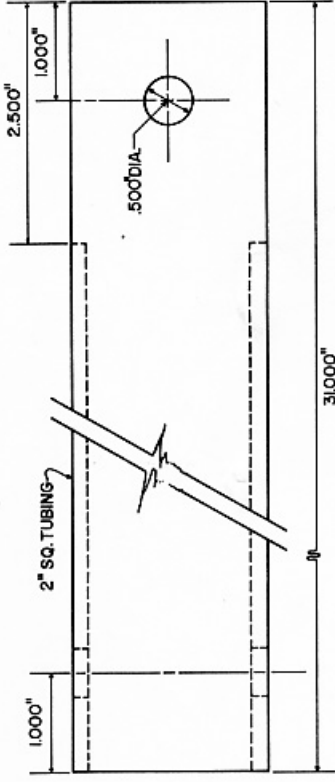
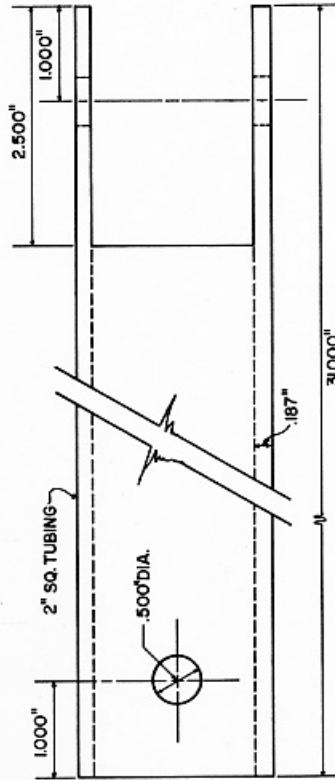
COOPERATIVE EXTENSION WORK IN
AGRICULTURE AND HOME ECONOMICS

STATE OF TENNESSEE
UNIVERSITY OF TENNESSEE
AGRICULTURAL ENGINEERING DEPARTMENT
AND
UNITED STATES DEPARTMENT OF AGRICULTURE COOPERATING

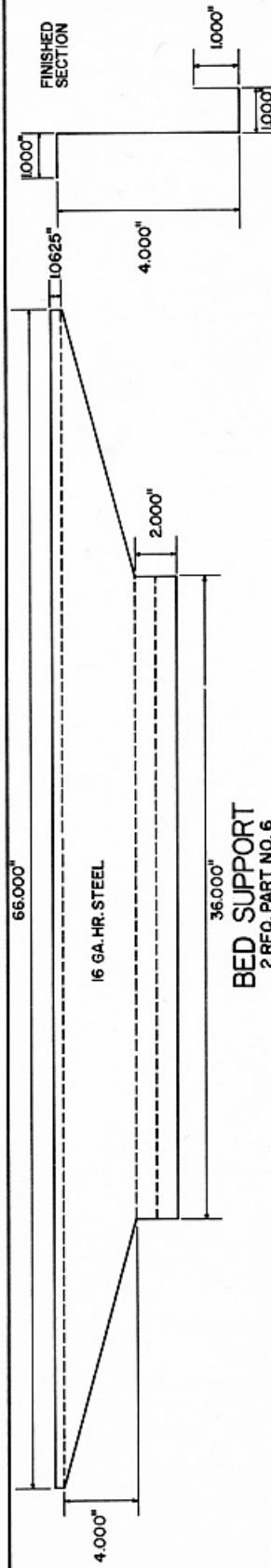
NURSERY WAGON
FOUR WHEEL STEER

FLA. '78 6293 SHEET 1 OF 5

HANDLE
1 REQ. PART NO. 25
NOT TO SCALE



1) CUT OUT TWO PIECES FROM 16 GA. HR. STEEL.
2) BEND ON BROKEN LINES TO SECTION SHOWN.

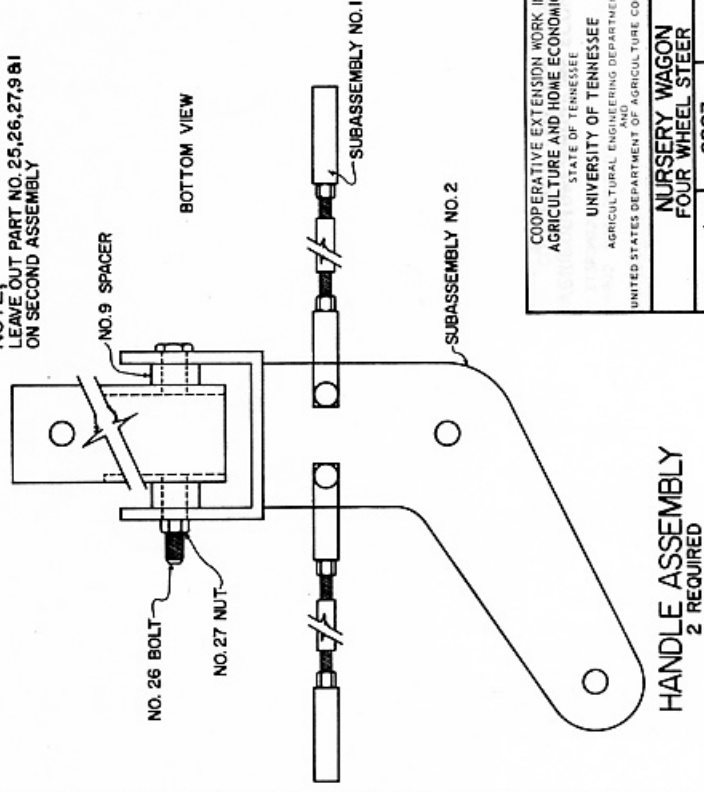


BED SUPPORT
2 REQ. PART NO. 6

PARTS LIST

PART NUMBER	DESCRIPTION	NUMBER REQUIRED	P-PURCHASE M-MAKE
*1	TONGUE MOUNTING "U" PLATE	1	M
*2	WHEEL SHAFT	4	M
*3	DOG LEG PLATE	2	M
*4	STEERING ARM LEVER	4	M
*5	BED SUPPORT STIFFENER	2	M
*6	BED SUPPORT	2	M
*7	STEERING ROD	1	M
*8	TIE ROD	4	M
*9	SPACER	4	M
*10	SMALL BUSHING	4	M
*11	SLEEVE	4	M
*12	AXLE	2	M
*13	PIVOT ROD	4	M
*14	AXLE REINFORCER	4	M
*15	LARGE BUSHING	4	M
*16	TIE ROD END (INT. HARVESTER NO. 529 430-R1 OR EQUAL)	10	P
*17	1/2" x 1/2" N.F. 20 NUT	10	P
*18	1/2" x 1/2" N.F. 20 BOLT WITH HEAD REMOVED	10	P 8M
*19	1/2" T.I.N.C. CASTLE NUT	4	P
*20	4.00 x 8 WHEEL AND TIRE WITH SELF LUBRICATING BEARINGS; 3/8" BORE ON OUTSIDE BEARING, 1" BORE ON INSIDE	4	P 8M
*21	WASHER	4	M
*22	3/8" x 1" I.G.N.C. CAP SCREW	4	P
*23	1/2" I.I.N.C. CASTLE NUT	2	P
*24	WASHER-3/8" INSIDE BORE, 1" O.D., 1/8" THICK	4	P
*25	HANDLE	1	M
*26	1/2" x 4" N.F. 20 BOLT	1	P
*27	1/2" N.F. 20 NUT	1	P
*28	WASHER	4	M

NOTE:
LEAVE OUT PART NO. 25, 26, 27, 9 & 1
ON SECOND ASSEMBLY



HANDLE ASSEMBLY
2 REQUIRED

COOPERATIVE EXTENSION WORK IN
AGRICULTURE AND HOME ECONOMICS
STATE OF TENNESSEE
UNIVERSITY OF TENNESSEE
AGRICULTURAL ENGINEERING DEPARTMENT
AND
UNITED STATES DEPARTMENT OF AGRICULTURE COOPERATING

NURSERY WAGON
FOUR WHEEL STEER

FLA. '78 6293

SHEET 2 OF 5

